

The Distributor

Looking Good!



Joel and Lydia De Leon decorated their '29 Sport Coupe in celebration of Valentine's Day. How many hearts can you find?

INSIDE THIS ISSUE

- 2 BOARD MEETING
- 3 CLASSIFIED AD'S
- 4 SCHEDULE OF ACTIVITIES
- 5 SAUSAGE COOKERS NEEDED
- 7 TOUR TO FIRE HOUSE 112
- 7 CLUB SEES RED ON VALENTINE'S DAY
- 8 MODEL A CHECKLIST
- 9 HOW I GOT STARTED WITH MODEL A'S
- 10 A USEFUL SOLVENT
- 10 MARCH TECHNICAL SEMINAR
- 11 "BLACK OXIDE"

President's Column

A warm welcome to all! It's sure nice to see new faces at our meetings.

February's tour to the San Pedro Firehouse was great. We had a large turnout with a good showing of model A's. Seeing the Firehouse, going on the deck of the Fireboat, and learning all about its history was very interesting and made for a great tour. Thanks Ken!

Our technical seminar for February on rebuilding waterpumps (while the ladies did photo albums) was attended well, and was a lot of fun. Thank you John and Deena!

The Pancake Breakfast is just around the corner and Lee is still looking for volunteers to help out. So join in on the fun and make this year's event go smoothly. We are really in need of donations for the raffle, so please help out in any way you can. Monetary donations are appreciated as we can use it to buy raffle items. Be sure to give Lee a call.

There were no takers last month on the "Hard Luck" trophy; so, I volunteered to hang on to it for another month. Lots of fun tours coming up. Ken has registration forms for Laughlin. Hope to see you at the meeting. Keep on Model A'n.

Greg Carcerano

Board Meeting

Orange County Chapter Model A Ford Club of America

February 18, 1999

by Colleen Schmidt, Secretary

The meeting was called to order by Greg Carcerano at the home of Rick and Deena Peterson. Members present were John and Alice Graves, Lee Jackson, Greg Carcerano, Jeanne and John McMillan, Ken Zitrer, Rick and Deena Peterson, Colleen Schmidt, and Carl Erickson. Secretary's report was approved as read.

Secretary's Report: The following is a summary of the General Meeting held at Santiago Elementary School on Feb. 11, 1999. There were approximately 60 members and guests present. Guests introduced by Jon Heiland were Joan and Archie Cress, members of the Evergreen A's; Larry Romaine, who owns a 1930 2/dr; Dick Smith has a '30 coupe; and John Pickrell has a '30 coupe and a '29 pick-up. Minutes were approved as published in the *Distributor*. We have 152 paid members at present including Life Members. If you have not paid your dues yet, please see Alice Graves. Ken Zitrer reviewed coming events. Ken will need a volunteer to document mileage to the CCRG Jamboree in March to be held in Bakersfield. The ladies (& gents) were invited to a scrapbook workshop on Friday, 2/12, during the water pump rebuild seminar. Rick Peterson reminded members that the *Distributor* is your paper. He needs volunteers to submit articles on our tours and activities each month, and also requested stories or articles on the 1929 Model A in recognition of its 70th Birthday. Deena Peterson was available to take pictures in case it is decided to include member photos in the roster. Some new items will be added this year, including cell phone #, e-mail address, and information on cars (restoration, touring, or show condition). Checkoff lists were available for members to verify their membership data. Please remember that if you haven't paid your dues, your name will not be included in the roster. Lee Jackson asked for volunteers to sign up for the Pancake Breakfast. Sausage cookers and pre-cleanup people are needed. Carl Erickson is still accepting items for embroidering logos. Car of the Month: Greg Carcerano. Greg thanked the many people who helped him in the restoration. We were all pleased to see Greg's car back in

running condition again. Following the White Elephant sale, Pete Mastro and son Pete Jr. displayed a variety of bows and archery equipment and discussed archery techniques. Pete Jr., who presently holds second place in the state, treated members to a demonstration of his shooting skills, hitting a bulls-eye every time. Thanks guys. I know we all enjoyed it.

Treasurer: We have 135 paid members at the present time and Alice distributed an itemized financial report.

Activities: Ken Zitrer reviewed coming events. The Riggs will document CCRG Jamboree mileage and a group will be departing from the Garden Grove Coco's at 10:00 AM.

Technical: At the request of several members, John McMillan has scheduled a distributor rebuild seminar for Friday, March 19 (one week later than usual). This date was chosen to avoid conflict with the CCRG Jamboree.

Special Events: Things are coming together for the Pancake Breakfast, but prizes and money donations are still needed for the raffle. We also need volunteers to precook sausage. A motion by Lee to give Carl Erickson final approval on color, artwork, and purchase of T-shirts for the pancake breakfast was carried. Work is in progress for the club to be involved in The Great Race in June.

Editors: Rick Peterson quoted estimates for adding photos of members to our 1999 Roster. Because of the high cost, the board decided that photos would not be included. Responses to questionnaires sent to 25 clubs regarding best practices on a web site for our chapter were reviewed. After a lengthy discussion, a motion by John McMillan to have Rick reserve a web site domain name was seconded and carried. More discussion will follow at our next meeting to decide if we want to establish a web page for the club. Articles for March are due Feb. 22.

New Business: Lee Jackson made a motion to reserve the Westcoast Anaheim Hotel for Sunday, Dec. 12, 1999, for our annual Christmas Banquet. Motion carried.

The March Board Meeting will be held at the home of Carl and Nancy Erickson. See page 11 for map.

**Orange County Chapter
Model A Ford Club of
America**

Chartered 1961 - Santa Ana, CA

Board of Directors

President

Greg Carcerano
949-645-2254

Secretary

Colleen Schmidt
714-524-2659

Treasurer

Alice Graves
949-497-3067

Technical

John McMillan
714-730-0544

Activities

Ken Zittre
949-770-3260

Editors

Rick & Deena Peterson
714-968-7950

Committee Chairpersons

Pancake Breakfast

Lee Jackson
714-521-8460

The World Class Swap Meet

Larry McKinney
714-963-2724

Sunshine & Sorrow

Jill McDonald
714-633-3771

ACCC Representative

Larry Conkol
714-535-1411

Regional Representative

Bev Marsh
714-373-9769

Refreshments

Peter Mastro
714-534-5792

Raffle

Gary Discher
714-533-1973
Walter Deutsch
714-693-1914

Buttons, Patches & Logos

Carl Erickson
714-997-2854

Club Greeter

Jon Heiland
714-836-4244

Historian

Deena Peterson
714-378-9042

Publishers

Bob & Karyn Sitter

Classified Ad's

For Sale

Mitchell Overdrives

Those interested in participating in a group purchase of Mitchell overdrives are requested to contact Jim Nichols at (714) 546-2969. Next purchase will be in April, 1999.

Suzie

1929 Model A Sport Coupe (MODIFIED). A/C, A/T, Stereo, CB, seat belts, hydraulic brakes, turning lights, sealed beams, Kelsey-Hayes wheels, and more. Body-off restoration 1980, no rust. New rebuilt 2.3 liter Ford engine and trans 1994. She's a real freeway flier. \$9,950 Merle McClellan (949) 470-1929

Parts

Complete set of 1948 rear hydraulic brakes, with extra parts \$100. Starter, rebuilt, never used \$60. Muffler, new \$40. Emergency brake handle, new \$50. Original Joe Lokey Model A engine stand, low miles \$35. Set of 4 Model A shocks \$20. Rear fender brackets, sedan \$15. Hood prop, chrome \$15. Rear space tire mount, sedan \$15. 4 blade fan with pulley \$25. Speedometer cable housing & cable \$15. Generator and cut out \$15. Pinto 2300 cc engine, 4 speed trans, etc. \$250. Call Ron Smith (562) 425-5231 Lakewood CA.



Model A

1929 Model 'A' Closed Cab Pickup Truck. 12 volt electrical system. Four new tires and five powder coated rims. Truck is painted in "Southern California Telephone Company" green with yellow lettering on both doors. This truck was pictured on the front cover of the 1973 *The Restorer* magazine for March/April. Truck is in real good condition, runs good and has excellent wood in truck bed. Price is \$8,000. Contact Jim Nichols at (714) 546-2969 or (949) 380-1067.

31 Victoria

Inserted 'C' engine blown head gasket, chassis mechanically rebuilt, body unrestored, new top wood, needs top, 3-54 rear end, cruises at 60. \$5500 - Bud Lacey (714) 990-0750

31 Slant Windshield 4 door

Restoration in progress - Chassis parts restored and painted, bodywork done and in primer, have body paint Elkpoint and Kewanee Green, 'C' engine needs rebuild, woodgraining done, new safety glass, LaBaron Bonney interior Mohair kit, no missing parts. \$6500

Bud Lacey (714) 990-0750

Wanted

Looking for Gasoline, Oil or Automotive related signs. Will trade for Model A parts, accessories or pay cash. Dennis Griffin (714) 832-4112

Schedule of Activities

March 1999

11, Thursday General Meeting

Santiago Elementary School,
7:30 PM

12-14, Friday-Sunday C.C.R.G. Jamboree

MAFCA Bakersfield Chapter-
-Seventh Annual C.C.R.G. Jambo-
ree. A group of our members is
leaving from Coco's on Valley
View at 10:00 AM, Friday March
12. Call John and Gwen Riggs to
confirm a spot with this group.
Jamboree HQ is the Travelodge at
Hwy. 99 and California St. off
ramp, (805) 324-6666.

18, Thursday Board Meeting

At the Ericksons, 7:30 PM

19, Friday Technical Seminar

John McMillan will show us
how to rebuild distributors at his
home workshop. See page 10 for
map.

28, Sunday Pancake Breakfast

Sign up with Lee Jackson. We
need gift donations for the raffle.
Almost anything will be accepted.
8:00 AM

April 1999

8, Thursday General Meeting

Santiago Elementary School,
7:30 PM

15, Thursday Board Meeting

Location TBA, 7:30 PM

16-18, Friday-Sunday Laughlin Nevada Tour

Sponsored by Phoenix Model A
Club. Host hotel is the Riverside
Hotel and Casino. Flyers will be
available at March General Meet-
ing. We will most likely have
groups leaving Thurs. 15th and Fri-
day 16th. Ken and Janet Zittler
have 4 bedrooms available at our
house on the river in Bullhead City.
If you dislike stinky, noisy casino,
give us a call and we'll put you up.

18, Sunday Fabulous Fords Forever

Car show at Knotts Berry Farm.

24, Saturday Orange Empire Railway Museum

Tour to Perris, California.
More details at the March General
Meeting.

May 1999

1, Saturday Vintage Ford Swapmeet

11318 Beach Blvd., Stanton.
6:00 AM to 1:00 PM

2, Sunday Regional Ford Fun Day


Santa Fe Dam Recreation Area,
San Dimas

13, Thursday General Meeting

Santiago Elementary School,
7:30 PM

20, Thursday Board Meeting

Location TBA, 7:30 PM



*It was a tough crowd; but,
Carl Erickson was an
excellent auctioneer at this
year's White Elephant Sale.
The Distributor*

June 1999

5-6, Saturday-Sunday
Antique Nationals
Palmdale

10, Thursday
General Meeting
Santiago Elementary School,
7:30 PM

13, Sunday
Henry Ford Birthday Picnic
Downey

17, Thursday
Board Meeting
Location TBA, 7:30 PM

19, Saturday
End of the Great Race
We're trying to get involved as
a club somehow; work in progress.

27, Sunday
Surprise, Surprise
Keep this date open and keep
looking for more information.

July 1999

8, Thursday
General Meeting
Hart Park, 7:00 PM. (Pot Luck
at 6:00 PM)

15, Thursday
Board Meeting
Location TBA, 7:30 PM

16-18, Friday-Sunday
Wings and Wheels
Santa Ynez

August 1999

12, Thursday
General Meeting
Hart Park, 7:00 PM. (Pot Luck
at 6:00 PM)

19, Thursday
Board Meeting
Location TBA, 7:30 PM

September 1999

9, Thursday
General Meeting
Santiago Elementary School,
7:30 PM

10-12, Friday-Sunday
Rim of the World
Big Bear Lake

16, Thursday
Board Meeting
Location TBA, 7:30 PM

October 1999

7-10, Thursday-Sunday
Western Divisional Meet
In Temecula. Our club is host-
ing the gymkhana. See John
McMillan, he'll need some help.
We will put on three events.

14, Thursday
General Meeting
Santiago Elementary School,
7:30 PM


15-17, Friday-Sunday
Back in Time
Yuma Arizona Tour

21, Thursday
Board Meeting
Location TBA, 7:30 PM

Sausage Cookers Needed

Volunteers are needed to precook sausages for the Pancake Breakfast. We should be able to get the job done with ease if 20 people would volunteer to cook ten pounds each. Pans and instructions will be provided. It should only take about an hour of your time the Saturday before the breakfast; but, you must bring the cooked sausage to the park by 7:00 AM on Sunday, March 28. If you can help out, please contact Lee Jackson or Don Schmidt. Thanks for volunteering.

Orange County Model A Ford Club of America
PANCAKE BREAKFAST
SUNDAY, MARCH 28



8:00 - 11:00 AM

HART PARK, ORANGE
(RAIN OR SHINE)

Orange County Model A Ford Club
invites you to bring your car, your
friends, and your appetite for a morning of
fun, food and companionship.

FUN
CARS

FOOD


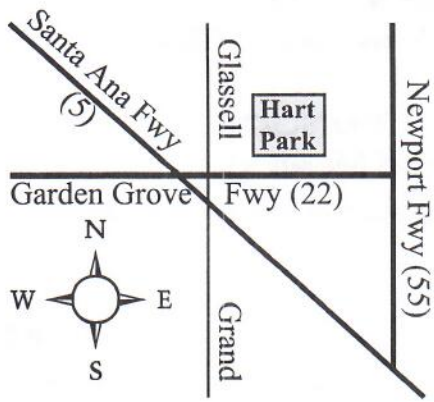
Pancakes, eggs, sausage, juice & coffee
Donation: Adults - \$3.50 Kids - \$2.00

ERA FASHIONS

RAFFLE GRAND PRIZE

Set of 5 (19" or 21") Blackwall Tires

TIRE
KICKING



More information call Lee Jackson (714) 521-3240 or
E Mail LeeJ@FAFCU.ORG

Tour to Fire House 112

by Ken and Janet Zitrer

On Valentines Day we took a little drive up to San Pedro to visit Fire Boat 2. About 18 Model A's and a few moderns departed Coco's and took a leisurely drive, mostly on surface streets, to Fire House 112. There we were met by Fireman Doug who gave me a brief rundown of how things were going to go. He wanted us to check out the photo history of the boat before going into the fire house itself. A really well presented photo story of the fire house is on display just outside of the main entrance. After a few minutes there, Doug took all fifty some of us into the fire house. We spread out and stood above the boat while he went on board and gave us a most interesting presentation. (When all of the hoses and pumps are running at the same time, the boat is capable of pumping 18,000 gallons of water per minute.) The boat is 73 years old, and like our Model A's, it requires on-going maintenance. I wonder if they have an open hood Captain over there? Length is approximately 110 feet. Below decks there are 5 Detroit Diesels, and 4 huge pumps, made of solid cast bronze. Of course, everything is as clean as a whistle.

After checking out the boat, we were escorted through the rest of the station by Captain Egizi, himself a Model A'er. He has a '29 roadster pick-up with an engine made by another manufacturer. There is a paramedic unit and an engine company assigned to the fire house as well. The entire tour lasted almost two hours. Afterwards, some of us ate lunch while others went on into the Los Angeles Maritime Museum and then had their lunch.

A typical Model A day. Good people, good food, good weather. It just doesn't get much better.

To my knowledge, nobody had any problems with their cars; so, Greg and Leslie, I think the trophy is yours for yet another month.

The Distributor

Club Sees Red on Valentine's Day

by Alice Graves

We were all happy to see that so many things at the Firehouse were painted red to commemorate our Valentine's Day visit. As usual, the day was another day in paradise as 16 Model A's, one "Classic" and a line of moderns left Coco's for San Pedro. It was mostly surface street and we passed many waves and smiling faces as we went through the Long Beach area. Somehow, we managed to stay pretty much together and arrived with not a problem at Firehouse #112.

We were treated royally by the fire crew touring the station and the fireboat. The fireboat was bought in 1925 for \$200,000, today it would cost \$8 million. It has gone through a lot of modifications over the years.

It was about noon when we finished our tour and, of course, food was on our minds. The Zitrer's were a real class act with their card table, red table cloth and red candle. Some enjoyed the view with a picnic and some spread out to eat in the close restaurants.

Our first tour of 1999 was a great success (The Graves did not break down!), and the Harbor Firehouse were great hosts. Thanks Ken and Janet.



Tour below deck of Fireboat 2.

Model A Checklist

by Kenny Dierken

**Are you
looking for a
Model A?**

**Use this handy
checklist to
rate and
record details
about each
automobile.**

- Frame in good shape? Yes No
- Engine in operating order? Yes No
- Condition of interior? Excellent Good Fair Poor
- Rust on any part of the body? No Yes: _____
- Condition of roof? Excellent Good Fair Poor
- Condition of hood? Excellent Good Fair Poor
- Running boards present? Right Left
- Condition of gas tank cowl? Excellent Good Fair Poor
- Fenders present? Right Front Left Front Right Rear Left Rear
- Spoke Wheels? Yes No
- Type of electrical system? 6V 12V
- Type of brakes? Hydraulic Mechanical
- Condition of wood interior? NA Excellent Good Fair Poor
- (Truck) Does the bed need wood? No Yes
- Working head-lights? Yes No
- Working tail-lights? Yes No
- Type of paint? Lacquer Enamel
- Overall appearance? Excellent Good Fair Poor

Amount: \$ _____.

Name: _____

Address: _____

City: _____ **State:** ____ **ZIP:** _____

Phone: _____

Brief Directions: _____

How I got started with Model A's

by Kenny Dierken

It all started many years ago when my father and I wanted to restore an old antique car; but, things didn't happen the way I wanted them to. We felt that this would be a great project for both of us to work on and that it would keep my father busy. Unfortunately, my father passed away. In the winter of 1996, I started attending antique and classic car shows. I thought I would like to restore a 1955 Ford pickup truck; the same year I was born. One day I drove to a car show in Costa Mesa where there happened to be a Model A pickup. When I started talking to the owner, she let me sit in it to get the feel of it and I thought that maybe I would convert to the Model A instead of the 1955 pickup. The owner told me about joining the Model A Club of Orange County for support and when the next meeting would be. The rest is history.

1931 PICKUP

This truck, as we know it, came from Colorado a few years ago and was sold to Kyle & Christine Pinson in Willets, California. Then, a gentleman named Bill Bond purchased it and decided that a town called Sweet Home, Oregon, (outside of Eugene) is where it would stay for the next couple of years.

I purchased it in September 1998 and decided that Huntington Beach, California, would be a great place to move it. Well it's on the move once again in hopes of staying in one place for a long time. I saw an ad for it in MAFCA Classifieds dated August of 1998, which read: Under 500 miles since being restored, it has green body, black fenders, cream wheels, hydraulic brakes, \$8,900 from Oregon.

Now, almost one month had gone by. I phoned Mr. Bill Bond figuring it to be sold and lo and behold it was still up for sale; so, I made several calls to him about the truck. He was more than glad to discuss it and explained what it had. Based upon what he said,

I started the task for transporting it down to it's new home. Security Transport loaded the truck on its trailer where Dave (Transport Driver) and his wife proceeded to trailer it. Well it took several days to arrive due to poor weather. Dave told me a funny story which I would like to pass down to you all. He had to stop off in Burbank to deliver a Ferrari. When he unloaded the car, they saw the 1931 Pickup on the trailer and wondered if it would be okay if they kept the truck and deliver the Ferrari to me. Well, Dave said "If you want the truck, you'll have to discuss it with the new owner." So, they finished the delivery and headed south towards Huntington Beach where they arrived in the early evening on November 24, 1998. They showed up in their trailer and rig and proceeded to unload my truck and I saw it for the first time. It was exciting to finally see it after all these months. Once they had the truck off the trailer, the fun really began. I had the opportunity of starting it and driving it to the garage where I parked it and started to work on it and learn how to restore parts of it with some help. I am so very grateful for the assistance I received from fellow club members, such as Dan Adelman who came over during the Holidays and during his busy schedule preparing for his wedding with Sylvia and leaving the country. I happen to know Sylvia from a dance hall that I sometimes go to; and, she recognized me at a meeting and thought what a small world. I also have another friend, Ron, which is not a Model A owner but does own a classic car. He helped me raise the body off the frame to get the VIN # for registration which brings me to another thanks. Roger, at Vintage Ford, gave me Kevin's phone number, a police officer in Huntington Beach who happens to belong to our club, which took the time to come over when he had the chance to verify my number so I can have it registered. This is what clubs are for; to help when needed especially for new comers like me. I hoped you have enjoyed reading my story on how I got started with Model A's.

A Useful Solvent

Naphtha

by John McMillan

There is a fairly safe, inexpensive (under \$4 per quart), readily available solvent on the market that can be used for a variety of tasks and should be in every car persons bag of tricks. It is called VM&P Naphtha. It can be purchased at Home Depot, Home Base, and most large paint stores.

Use it as a general degreasing solvent on small areas, or for wiping away stray oil spots from around your engine. Also good for wiping off that cruddy gunk around grease fittings prior to a lube job, etc.

Also, this is the best product that I've found for removing road tar from paintwork. Naphtha will not damage any cured paint that I know of. I've used it on nitrocellulose and acrylic lacquers, alkyd and acrylic enamels, catalyzed polyurethanes, varnish, shellac, and even interior latex paints. However, always check on an out of the way spot. You may have the only paint in the world that naphtha will hurt.

Also, you can use this solvent to wipe down parts

prior to painting to remove finger oils and/or wax residue.

Also, it can be used to remove dirt stains (especially greasy dirt stains) from carpet and upholstery. Use a clean white cotton rag (old tee shirt) wetted with naphtha and blot the stain away. In the olden days, naphtha was the dry cleaning solvent used in all the dry cleaning processes. Softens and removes chewing gum too.

Also, use it to remove gummy tape residue left from masking tape. Or, soak that masking tape that you shouldn't have left on for a month, and it will come off easily.

Also, if you still smoke, use it as lighter fluid, naphtha is another name for lighter fluid. See, finally a decrease in the cost of smoking.

Oh yeah, this stuff is supposed to be added to paints and varnishes to help speed drying, but I've never used it for that.

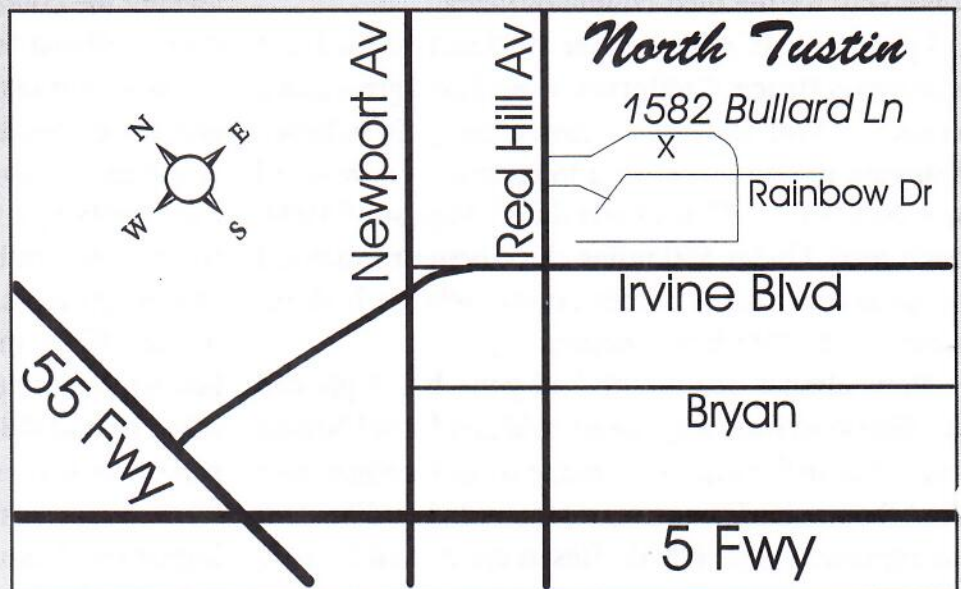
March Technical Seminar

Rebuilding Your Distributor

John McMillan will show us how to rebuild distributors at his home workshop.

NOTE:

Remember to bring a rebuild kit, cap, rotor and replacement parts for whatever you think looks bad.



"Black Oxide"

Small Parts Finish by John McMillan

A lot of hardware on Model A's was finished in black oxide. This is the deep black found on screws, some springs, latch parts etc. Reproduction hardware comes with this black finish, and you can get parts black oxidized at your friendly metal platers at reasonable cost. However, occasionally it would be nice to be able to do one or a few parts at home - like when you do an occasional repair and the black oxide hardware has rusted, or you just don't want to shell out the minimum plating fee for only a few parts, or you want it done NOW and not two or three weeks from now.

There is a product that I've used for quite a while that is quick, cheap, looks close enough to black oxide to fool a judge, and easy enough that your teen age kid could do it (if you can motivate him). It's called Birchwood Casey Perma Blue, and is available at most gun shops for less than \$10 a bottle.

Application is straightforward. First, clean the part of oil and rust - power wirebrushing works

well, so do sandblasting or hand sanding. Metal needs to be clean and bright. Second, wipe the part with denatured alcohol (Home Depot about \$4 per quart). Third, apply Perma Blue (I like to use a Q-Tip). Fourth, rinse the part in clear water and dry. Fifth, spray the part with lubricant like WD-40. You can also wax the part in place of oiling it, use clear paste wax. The whole process takes less time than it does to read about it.

This works on all steel parts and especially well on springs. If you are a purist but are still bothered by the thought of parts that Henry F left as bare steel rusting away, there is another Birchwood Casey product that can be used. The very visible unfinished choke return spring comes to mind. This product is called Plum Brown and is used to impart a rich rust brown color to steel. Unfortunately, it is a little tricky to apply in that it requires heat, and you can draw the temper from a spring if you're not real careful. If you want to try it, follow the instructions that come with the product. The end result is a chemically rusted part that stays the same color over time. This stuff is not as easy to use as the bluing, so take care.

March Board Meeting Location

Carl & Nancy Erickson
242 #15 Crawford Canyon Rd.
Orange, CA 92669




General Meeting Location

[Second Thursday of every month]

March 11, 1999 @ 7:30 P.M.

Santiago Elementary School
2212 N. Baker Street
Santa Ana, CA



First Class Mail

Orange County Model A Ford Club
Post Office Box 10595
Santa Ana, CA 92711

